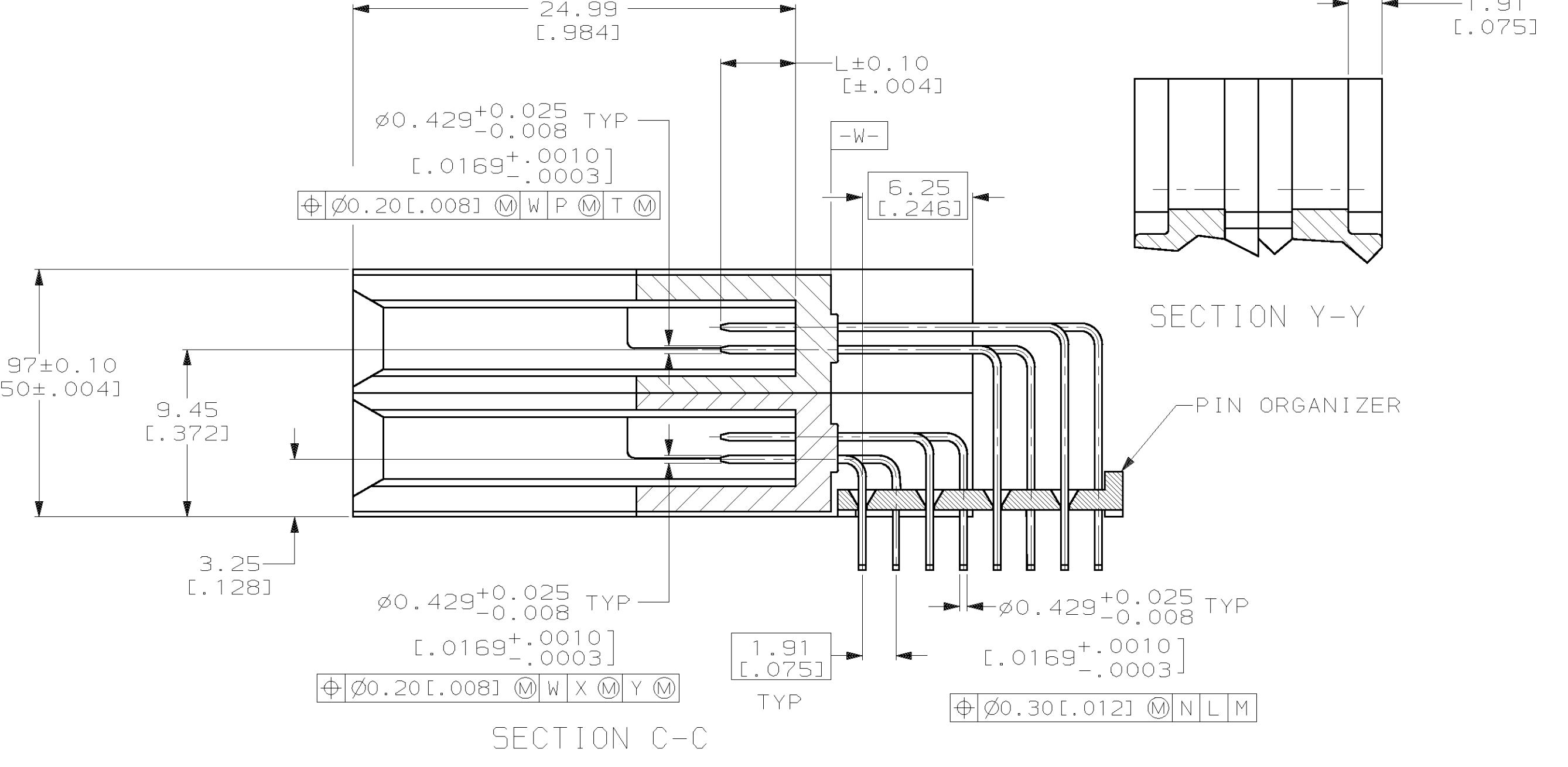
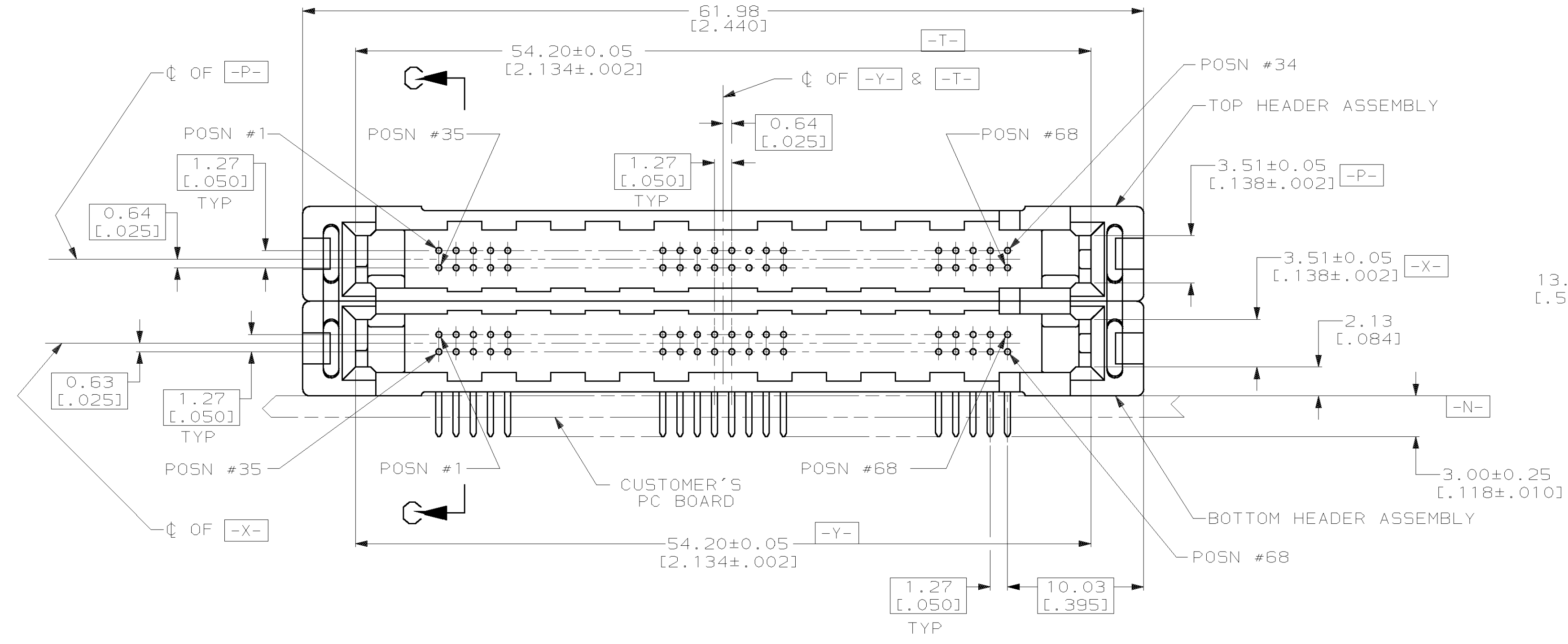
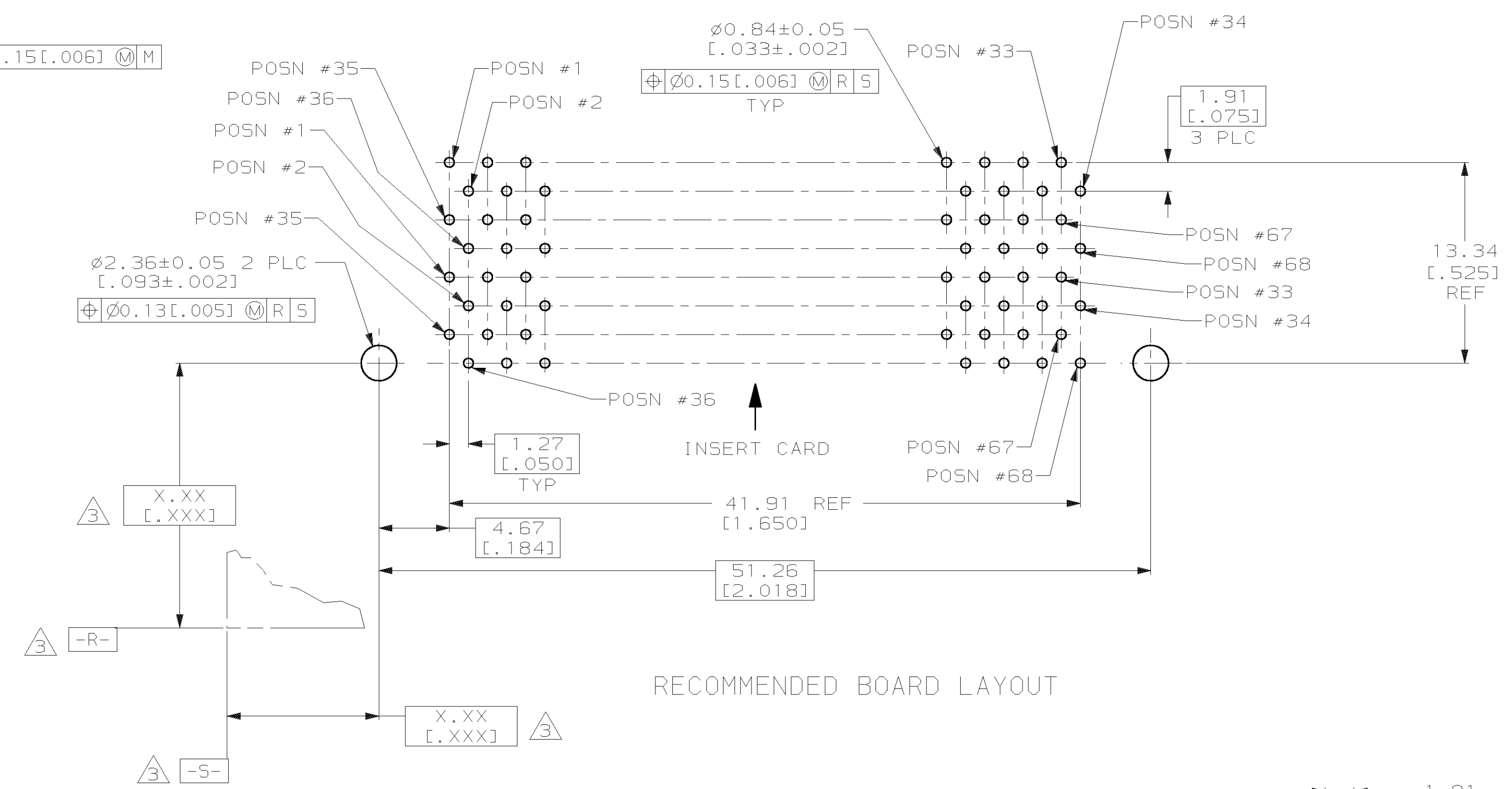
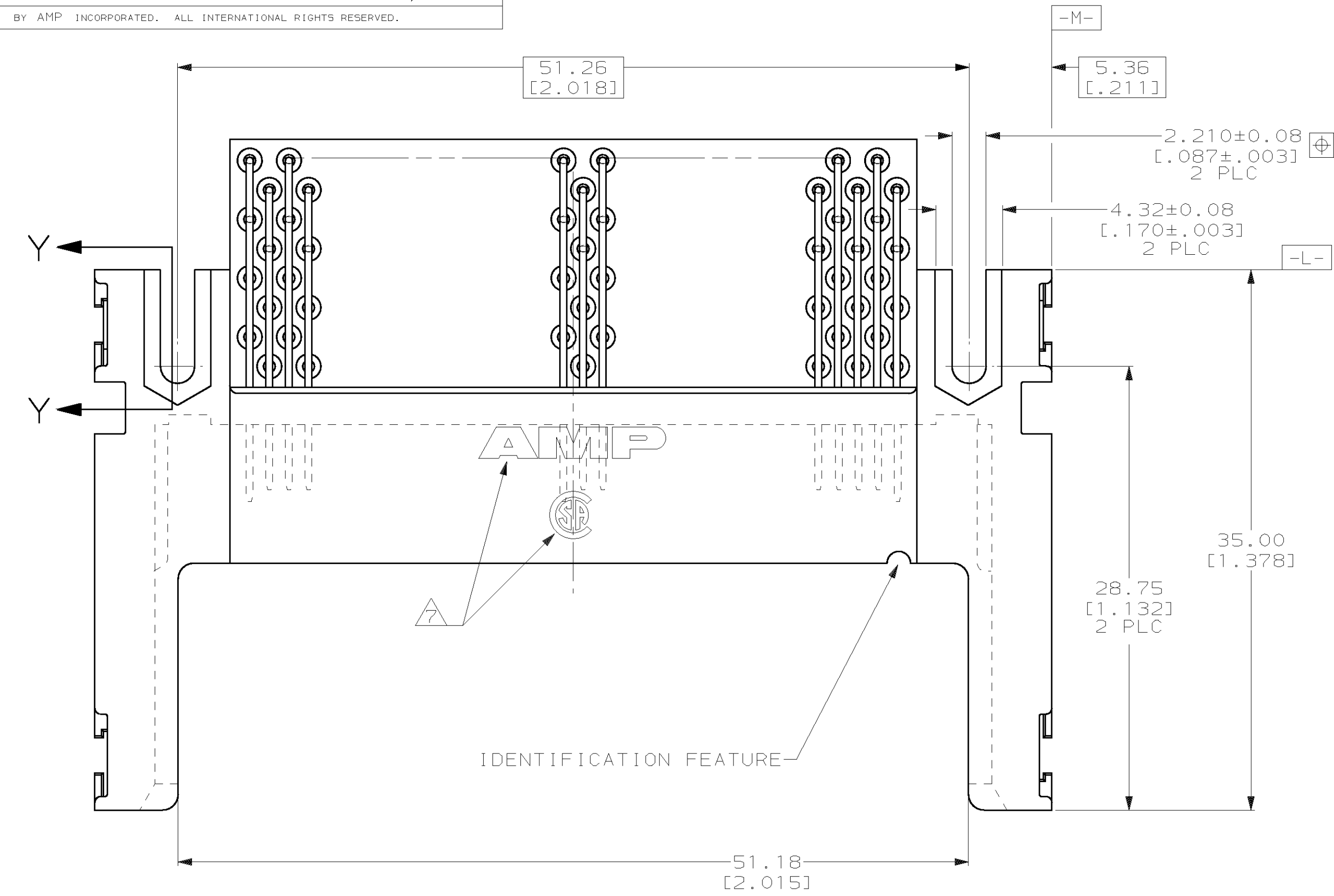


LOC		DIST		REV		ZONE		LTR		REVISIONS			
AD	00	P	F							DESCRIPTION	DATE	APPD	
										E	REVISED PER EC 0651-0079-99	8-3-99	JG
										F	REV PER EC 0512-0473-02	05 MAR 03	BW



- ① 0.00076[0.000030] MINIMUM GOLD IN CONTACT AREA, 0.00381[0.000150] MIN TIN-LEAD ON SOLDER TAILS, ALL OVER 0.00127[0.000050] MINIMUM NICKEL
- 2 CUSTOMER TO PROVIDE CARD GUIDANCE SYSTEM
- ③ DATUMS AND BASIC DIMENSIONS ESTABLISHED BY CUSTOMER
- 4 CONNECTOR REQUIRES USE OF 2 - SIZE 2M SCREWS FOR FASTENING TO PRINTED CIRCUIT BOARD
- ⑤ ASSEMBLY KEYED FOR 5 VOLT CARDS
- ⑥ ASSEMBLY KEYED FOR LOW VOLT CARDS (3.3V)
- ⑦ RECESSED AMP AND CSA LOGOS LOCATED ON BOTH SIDES OF HOUSINGS.

VOLTAGE KEYING	5.0	4.25	3.5	
	[.197]	[.167]	[.138]	
"L" (PIN LENGTH) AND LOCATION				PART NO

DO NOT SCALE PRINT. UNLESS SPECIFIED DIMENSIONS IN mm [INCHES] TOLERANCES ON: 2 PLC DEC ± 0.13 [0.005] 3 PLC DEC ± - ANGLES ± -	DR 7/1/93 J MOSER CHK 7/1/93 B ELICKER APPD 7/1/93 B ELICKER MATERIAL HOUSING & ORGANIZER: LCP, COLOR; BLACK PIN: BRASS & PHOSPHOR BRONZE FINISH PIN: ①	DR 7/1/93 J MOSER CHK 7/1/93 B ELICKER APPD 7/1/93 B ELICKER PRODUCT SPEC - APPLICATION SPEC - WEIGHT 16.1 GRAMS	<p>AMP AMP Incorporated Harrisburg, PA 17105-3508</p> <p>NAME STACKED PIN HEADER ASSEMBLY, 136 POSN, TOP BOARD MOUNTING, THRU-HOLE, AMP MEMORY CARD</p> <p>SIZE D CAGE CODE 00779 DRAWING NO C-146027 SCALE 4:1 SHEET 1 OF 1</p>
---	---	---	--

THIS DRAWING IS A CONTROLLED DOCUMENT FOR AMP INCORPORATED. IT IS SUBJECT TO CHANGE AND THE CONTROLLING ENGINEERING ORGANIZATION SHOULD BE CONTACTED FOR THE LATEST REVISION.